

# Wildlife's contributions to people

Rebecca Chaplin-Kramer<sup>1,2</sup>✉, Colleen R. Miller<sup>2</sup>, Laura E. Dee<sup>3</sup>, Nathan J. Bennett<sup>4,5,6</sup>, Alejandra Echeverri<sup>7</sup>, Rachelle K. Gould<sup>8,9</sup>, Edward J. GREG<sup>10,11</sup>, Margaret F. Kinnaid<sup>12</sup>, Allison K. Leidner<sup>13</sup>, Robin Naidoo<sup>4,10</sup>, Kimberly A. Nicholas<sup>14</sup> & Jiaying Zhao<sup>10,15</sup>

## Abstract

Nature's contributions to people (NCP) are increasingly incorporated in modern conservation policy and management frameworks; however, the contributions of wildlife remain underrepresented in the NCP science that informs policy and practice. In this Perspective, we explore wildlife's role in NCP. We use existing evidence to map wildlife contributions onto the conceptual framework of NCP and find that wildlife directly supports 12 of 18 NCP categories. We identify NCP provided or supported by wildlife as wildlife's contributions to people (WCP). Knowledge gaps regarding WCP are prevalent, and failure to identify or account for WCP in policy and management could prevent both NCP and biodiversity targets from being achieved. To improve understanding of WCP and its integration into conservation decision-making, advances in monitoring and modelling wildlife are required and taxonomic, geographic and cultural biases in existing research should be addressed. These advances are necessary to connect biodiversity policies aimed at protecting wildlife species with NCP policies intended to ensure the long-term delivery of benefits to people, and to achieve widespread sustainable relationships with nature.

## Sections

[Introduction](#)[NCP in conservation policy](#)[Recognizing WCP within NCP](#)[Evidence for the value of WCP](#)[Biases and limitations](#)[WCP in policy and management](#)[Outlook](#)

<sup>1</sup>WWF-US, San Francisco, CA, USA. <sup>2</sup>Institute on the Environment, University of Minnesota, St Paul, MN, USA.

<sup>3</sup>Department of Ecology and Evolutionary Biology, University of Colorado, Boulder, CO, USA. <sup>4</sup>WWF-US,

Washington DC, USA. <sup>5</sup>People and the Ocean Specialist Group, IUCN Commission on Environmental, Economic

and Social Policy, Gland, Switzerland. <sup>6</sup>Institute for the Oceans and Fisheries, University of British Columbia,

Vancouver, British Columbia, Canada. <sup>7</sup>Department of Environmental Science, Policy, and Management,

University of California, Berkeley, CA, USA. <sup>8</sup>Rubenstein School of Environment and Natural Resources,

University of Vermont, Burlington, VT, USA. <sup>9</sup>Gund Institute for the Environment, University of Vermont,

Burlington, VT, USA. <sup>10</sup>Institute for Resources, Environment, and Sustainability, University of British Columbia,

Vancouver, British Columbia, Canada. <sup>11</sup>SciTech Environmental Consulting, Vancouver, British Columbia,

Canada. <sup>12</sup>WWF International, Panda House, Karen, Kenya. <sup>13</sup>Office of Policy Analysis, US Department of the

Interior, Washington DC, USA. <sup>14</sup>Lund University Centre for Sustainability Studies, Lund University, Lund,

Sweden. <sup>15</sup>Department of Psychology, University of British Columbia, Vancouver, British Columbia, Canada.

✉e-mail: [Becky.Chaplin-Kramer@wwf.org](mailto:Becky.Chaplin-Kramer@wwf.org)

## Introduction

Nature's contributions to people (NCP) – the benefits and disadvantages of nature for people's quality of life<sup>1</sup> – are increasingly recognized in international fora and target-setting across public and private sectors. In the past decade, the science underpinning policy and monitoring for NCP-related targets has rapidly advanced, particularly in modelling ecosystem functions and services to enable the mapping of crucial benefits such as climate-change mitigation, hazard regulation, water purification and pollination, from local to global scales<sup>2–4</sup>. However, mapping these benefits for rapid decision-making has obscured decades of research on how community structure supports ecosystem function, including the roles of wildlife and individual species' presence or abundance<sup>3,5</sup>. In most target-setting and monitoring efforts, maintaining a given area or certain configuration of habitat is often assumed to be sufficient for managing NCP; the composition or abundance of species living in the habitat is not considered. This omission contributes to perceived trade-offs between conservation of wildlife – especially charismatic megafauna – and human well-being<sup>6</sup>. Species-centred conservation efforts are often seen as luxuries when weighed against meeting basic human needs. Although such tensions certainly exist and warrant substantial attention in conservation, wildlife are essential to NCP. Protecting ecosystems with declining or absent animal life will fail to ensure the continued flow of benefits to people.

Policy relevant to NCP often focuses on ecosystem-level functions that regulate water, climate or extreme events. Models representing such ecosystem functions are typically driven by ecosystem extent (for example, land use or land cover) and depict constant provision across any given ecosystem, regardless of the resident species<sup>7</sup>. As such, the mounting evidence of wildlife's importance in maintaining ecosystem structure and function is often excluded from models and monitoring plans that inform conservation decisions. However, widespread loss of animals from ecosystems is already resulting in dramatic disruptions and alterations to plant communities<sup>8</sup>, which can disrupt ecosystems as much as, or more than, stressors such as climate warming and nutrient pollution<sup>9</sup>. Given that an estimated 48% of vertebrate species globally are in decline<sup>10</sup>, the extinction of ecological interactions and resulting ecosystem functions is a serious concern – often occurring well before extinctions of a population or species<sup>11</sup>. As implementation of conservation targets such as the Kunming–Montreal Global Biodiversity Framework (GBF) accelerates, understanding the consequences of managing nature without explicitly considering wildlife is crucial, particularly for policymakers and managers.

In this Perspective, we assess the evidence for wildlife's contributions to people (WCP) – that is, how wildlife provide and directly or indirectly support NCP. We focus on non-domesticated vertebrate wildlife that inhabit land, freshwater and oceans. Although definitions of wildlife include additional important taxa, such as invertebrates and plants<sup>12</sup>, we focus on how vertebrate species contribute to human well-being because the conservation value of vertebrates often depends on their being perceived as charismatic. This focus on vertebrate wildlife is not intended to indicate that vertebrates are more important for WCP than other taxa, or that policies promoting WCP should use this definition of wildlife. We discuss how wildlife is essential in delivering NCP, and how existing policies and strategies might fail to deliver their goals if they focus only on 'nature' as a shorthand for 'vegetation' or 'habitat'. We identify future directions for monitoring, modelling and spatial planning research to better represent the wide range of WCP and to inform conservation policy and management –

including activities concerned with protection, restoration or recovery, and sustainable use of species and ecosystems.

## NCP in conservation policy

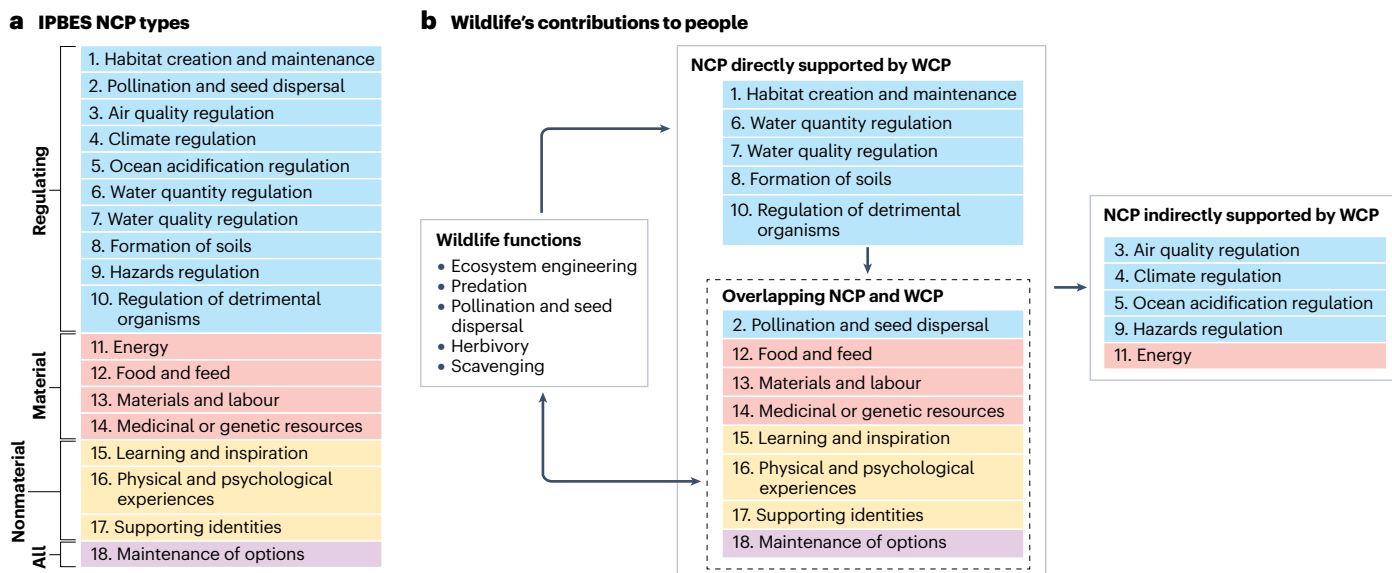
A disconnect exists between ecosystem-focused international conservation policies that increasingly incorporate NCP, and species-level targets for wildlife conservation, which typically do not consider NCP. For example, 11 of the 23 GBF targets include language on enhancing or maintaining NCP or ecosystem services. Target 11 specifically focuses on NCP, and targets 8 and 12 include measurable indicators of NCP (climate regulation and recreation, respectively). Most of the proposed GBF indicators for these targets focus on ecosystem extent and connectivity, geographically defined management status such as protected areas, or the magnitude of threats such as invasive species, pollutants and water stress<sup>13</sup>. Target 4 addresses the sustainable management of wild species and human–wildlife conflict, but only targets 5 and 9 explicitly recognize the value of wildlife to people. However, both targets 5 and 9 are focused only on use values (target 9's guidance cites nutrition, food security, medicines and livelihoods as examples, and target 5 is concerned with ensuring that wildlife populations are not threatened by use and/or trade in their products). Importantly, no targets capture the regulating roles of wildlife in ecosystems. Similarly, biodiversity targets, indicators, performance standards and reporting requirements increasingly include a strong focus on NCP for business (the [Science-Based Targets Network](#)), investors (the [Taskforce on Nature-related Financial Disclosures](#)), and nongovernmental organizations and multilaterals (for example, the [World Bank](#), the [InterAmerican Development Bank](#) and the [Asian Development Bank](#)). However, for all these entities, species-focused targets are either disconnected from NCP targets or are absent entirely<sup>14,15</sup>.

In limited cases, some species-focused frameworks, such as the Convention on Migratory Species (CMS)<sup>16</sup>, recognize the essential roles of wildlife species in NCP. For example, CMS target 11 includes species' contributions to water supply, quality and regulation; disaster risk reduction; climate regulation; cultural services; and socio-economic benefits including food – all of which contribute to people's health, livelihoods and well-being. However, the indicator for CMS target 11 is vague ("trends in delivery of ecosystem services directly dependent on migratory species"<sup>16</sup>) and does not identify how specific ecosystem services should be tracked, which makes this target difficult to implement. Although CMS target 11 allows flexibility for services of interest to be defined locally, little guidance is provided for identifying wildlife-dependent services or for how to measure and manage wildlife's contribution to these services. Further detail and guidance when incorporating WCP in policy making could help to direct conservation action and bridge the disconnect between policies focused on NCP and those focused only on wildlife, in turn strengthening both policy types.

## Recognizing WCP within NCP

The Intergovernmental Science-Policy Platform for Biodiversity and Ecosystem Services (IPBES) identifies 18 types of NCP grouped into three categories: material, nonmaterial and regulating<sup>17</sup>. Building on the concept of ecosystem services, the NCP approach emphasizes the importance of including diverse and under-represented knowledge systems (such as traditional ecological knowledge) in assessments of human–nature relationships<sup>18</sup>.

WCP comprises the numerous roles performed by wildlife that support the 18 NCP types, as well as some roles that are already recognized as NCP (Fig. 1). These roles (from the functional to the inspirational) can



**Fig. 1 | Mapping wildlife's contributions to people (WCP) onto the nature's contributions to people (NCP) framework.** **a.** The 18 NCP types described in IPBES 2019 (ref. 17) are classified as regulating, material or nonmaterial. **b.** Each of these NCP types is either directly or indirectly supported by wildlife functions. In some cases, WCP and NCP overlap as wildlife's contributions are already recognized as NCP. WCP can contribute to NCP positively and/or

negatively (indicated by arrows). For example, predation can positively affect the material contribution of food production by controlling agricultural pests and consequently increasing crop yields, or it can negatively affect this contribution through livestock depredation. Maintenance of options, which spans all three NCP categories, was not documented in the review of evidence, although wildlife undoubtedly contribute to this NCP type.

each be mapped to one or multiple NCP. Wildlife directly support 12 of these NCP through material, nonmaterial and regulating contributions, and arguably support the remaining NCP indirectly through shaping the ecosystems that provide these contributions (Fig. 1). Material WCP include food from game and fish; materials and labour associated with fur, skins and other animal products (for example, the live-animal and aquarium trade); and medicinal resources. Nonmaterial WCP underpin experiences, identity and learning from the use (hunting, fishing) or non-use (watching, knowing) of wildlife. Regulating WCP are mediated by ecosystem engineering and trophic functions performed by wildlife, which can affect regulating contributions directly (for example, beavers building a dam that regulates the flow of water) or indirectly (such as birds and monkeys dispersing the large seeds of hardwood tree species that store more carbon). The NCP type 'Maintenance of options' (the concept that nature, including wildlife, might contribute in unknown ways to future generations) leaves open possibilities for contributions from wildlife that are not yet fully understood.

As with NCP, WCP can be positive or negative. Positive material contributions (such as food from hunting) and nonmaterial contributions (such as learning and inspiration from whale-watching) can be threatened by the unsustainable use or overexploitation of the contributing wildlife populations, which often drives species-focused conservation. Negative material contributions usually manifest as human–wildlife conflicts<sup>19</sup> and negative nonmaterial contributions, including experiences or perceptions inducing fear or disgust<sup>20</sup>, can hinder the management of human–wildlife relationships and conservation of the species involved<sup>21</sup>.

Similar to NCP, WCP are more often characterized or quantified biophysically (that is, by their biological or physical values such as kilograms of meat or cubic metres of water) than valued (economically, culturally or otherwise)<sup>22</sup>. Furthermore, when wildlife are valued

economically, the usual approaches are stated-preference methods such as asking people how much they are willing to pay to conserve wildlife<sup>23</sup>; these results are unlikely to represent wildlife's full value if people are not aware of the diverse contributions these animals make to their well-being. When valued economically for their specific contributions, use values such as hunting dominate, although such analyses typically do not relate their estimates to wildlife population size and their results are, therefore, difficult to translate to policy and management<sup>24</sup>. To achieve holistic conservation that represents the diverse values of wildlife, we must recognize a broad set of WCP, and understand how WCP are delivered and maintained and how WCP support NCP.

## Evidence for the value of WCP

Wildlife provide material, nonmaterial and regulating contributions through various mechanisms, both as WCP that are recognized as NCP and as WCP that directly and indirectly support NCP (Fig. 1; Supplementary Table 1). Maintenance of options, an NCP type that spans all three categories, is undoubtedly supported by conserving wildlife species, but little evidence is available on this topic specifically.

## Material contributions

Material contributions from wildlife fall into three of the four types of material NCP defined by IPBES<sup>17</sup>: food and feed, materials and labour, and medicinal and genetic resources. The fourth type in this category, energy, could be supported directly by wildlife via dung, but given that the use of dung is more common for livestock than for wildlife, this type is not included here.

**Food and feed.** In terrestrial systems, the majority of evidence for wildlife's material value relates to bushmeat and hunting of wildlife, where terrestrial wildlife provide substantial nutrition to humans<sup>25–30</sup>.

For example, bushmeat (frequently defined as meat derived from terrestrial, vertebrate species) contributes up to 80% of the animal protein consumed in some rural regions of West and Central Africa and is a common source of protein and nutrition for groups throughout the globe<sup>29</sup>. However, bushmeat is also a frequent concern for human health because of its potential as a vector for zoonotic disease transmission (a negative regulating contribution)<sup>27,29,31</sup>. Marine and freshwater wildlife provide similar, well documented material benefits: humans consume over 2,500 freshwater fish species<sup>32</sup>, and marine species provide nutrition in the form of both calories and important macronutrients and micronutrients<sup>33–35</sup>.

**Materials and labour.** In addition to being consumed, harvested bushmeat can be sold to provide financial contributions<sup>28,29</sup>, which are particularly important to rural communities in which increased cash flow can help to alleviate poverty<sup>27,29</sup>. The relative importance of these financial contributions varies among communities, but the benefits derived from sales are often less important than the nutritional benefits of harvest<sup>27</sup>. Similarly, marine and freshwater fisheries provide livelihoods, revenue, employment and food security and subsistence<sup>36</sup>. For example, marine fisheries globally provide the equivalent of about 203 million full-time jobs<sup>37</sup>. Additionally, people harvest wildlife to use animal parts (such as reindeer velvet, snake venom, musk, pelts, furs, leathers and baleen) for a vast range of material purposes<sup>35,38</sup>. The global trade of wildlife products is important for local and national economies, and includes harvests worth millions of dollars annually<sup>27</sup>, but it can lead to unsustainable or illegal harvesting of wildlife that reduces the provision of other WCP.

**Medicinal resources.** Wildlife provides materials for traditional medicinal purposes in many cultures<sup>26,27,38</sup>. For example, up to 76 species harvested as bushmeat are used for medicinal purposes via consumption, and in Brazil alone 51 species are consumed for the prevention or treatment of disease<sup>26</sup>.

## Nonmaterial contributions

Nonmaterial contributions of wildlife include all three of the IPBES nonmaterial NCP types<sup>17</sup>: physical and psychological experiences (such as recreation, tourism, and physical and mental health); learning and inspiration; and supporting identities. Despite a historical emphasis (in mostly Western literature) on human–wildlife conflict, attention has been increasing on beneficial WCP in all of these types<sup>39</sup>.

**Physical and psychological experiences.** Wildlife affect people both physically and psychologically. Health is the most documented nonmaterial WCP, including negative contributions caused by human–wildlife conflict such as injuries from animals, risks to safety and/or security, and negative emotions resulting from those real or perceived threats<sup>19,39–41</sup>. However, wildlife also infuse human life in positive ways; human–wildlife interactions have been associated with psychological benefits such as pleasure, relaxation, a sense of connection, and even improvements in cognitive functions such as attention restoration and stress reduction<sup>42</sup>. For birds<sup>43</sup>, ungulates<sup>25</sup>, and large carnivores<sup>44</sup>, recreation and tourism are the most frequently documented positive WCP, whereas the directionality of the contribution for human-habituated species depends upon whether the species is considered a nuisance, which can negatively affect tourism, mental health and safety<sup>45</sup>. Economic analysis suggests that the physical and psychological benefits of wildlife (from expenditures on nonmaterial experiences such as

wildlife viewing, hunting and fishing) outweigh the costs (of control and damage) by more than an order of magnitude<sup>46</sup>.

**Learning and inspiration.** Wildlife feature in artwork and music across millennia (especially in pre-modern and non-Western cultures)<sup>47,48</sup> and direct interactions with wildlife are important learning and/or spiritual experiences<sup>49,50</sup>. Many cultures consider animals to be important literal and metaphorical teachers<sup>51</sup>, and pedagogical research suggests that animals can provide complex learning support<sup>52</sup>. Furthermore, biomimicry of animals has inspired many product and service innovations<sup>53</sup>.

**Supporting identities.** For communities worldwide, at local to national scales, wildlife are central to peoples' identities and to ways of understanding the world and its relationship with humans. In these communities, identities are deeply intertwined with species<sup>34</sup> and connections often centre around food (for example, acquiring bushmeat can signal social status; harvesting salmon is a lynchpin of identity for some Indigenous peoples)<sup>27,28</sup>. Also common is a kinship-centric understanding of animals (that animals and humans are kin, or related as family)<sup>55</sup>.

## Regulating contributions

One foundational function of wildlife within natural systems is ecosystem engineering, in which individuals or populations substantially alter the physical environment. Wildlife also regulate ecosystems through their trophic dynamics, which are crucial to maintaining natural processes on which humans rely. These two functional roles directly enable six of the ten regulating NCP types<sup>17</sup>: habitat creation and maintenance (which in turn could indirectly enable the remaining regulating NCP types); formation, protection and decontamination of soils and sediments; pollination and dispersal of seeds and other propagules; regulation of detrimental organisms and biological processes; water quantity regulation; and water quality regulation (although the latter two are based on one particular well-studied taxon: beavers)<sup>56</sup>.

**Ecosystem engineering.** Evidence for ecosystem engineering focuses primarily on contributions from large-bodied herbivores. For example, terrestrial herbivores in grassland ecosystems contribute to the formation of bare ground and soil compaction, which results in landscapes that promote high biodiversity and increased plant community function and productivity<sup>57,58</sup>. Many species also contribute to the distribution and cycling of key nutrients and resources, such as nitrogen, phosphorus and carbon<sup>57,58</sup>. Through construction of dams in streams and rivers, beavers improve water retention, decrease flow velocity, and in some cases improve water quality by trapping sediments and nitrates (although dams can also concentrate ammonia and methyl mercury)<sup>56</sup>. In oceans, megafauna such as whales contribute to ocean mixing, which not only facilitates nutrient cycling within water, but also moves nutrients throughout layers of the oceans<sup>35</sup>. Given that ecosystem engineers are often considered keystone species in communities and ecosystems, further investigation of how these contributions affect people is warranted.

**Trophic dynamics.** Marine and freshwater trophic webs support nutrient transfer and secondary productivity, and maintain the water quality of aquatic ecosystems critical to humans<sup>33,35,59</sup>. In terrestrial systems, wildlife affect plant community health through seed dispersal<sup>60</sup>, and large herbivores in particular promote nitrogen availability, plant regeneration, plant diversity and primary productivity<sup>57,58</sup>. Many birds and some mammals within trophic webs are pollinators that support agricultural



production and plant reproduction in natural systems, increasing fruit and seed production by 63% on average beyond insect pollinators<sup>61</sup>. These taxa often also suppress crop pests, and other predatory wildlife suppress different pest species (for example, in urban areas)<sup>43,45,62</sup>.

Predation and competition provide density regulation of herbivores, mesopredators and other prey, which cascades to regulate ecosystems<sup>45,62</sup> and reduce the prevalence of diseases that pose a risk to humans<sup>44,62</sup>. The consumption of carcasses and other biological waste by scavenging species adapted to neutralize disease loads, such as vultures, reduces the risk of exposure to disease and biohazards posed by wildlife<sup>44,62</sup>. Increased wildlife density near human communities can increase the risk of zoonotic disease transmission<sup>45,46</sup>; however, increased diversity of wildlife is sometimes associated with a dilution effect that lowers disease risk<sup>63</sup>. The net effect on disease burden resulting from regulating contributions of wildlife versus wildlife-borne disease transmission is a major knowledge gap<sup>64</sup>, but biodiversity loss has been established as a key driver of disease risk<sup>65</sup>.

## Indirect contributions of wildlife

Wildlife also affect other NCP indirectly. Regulating contributions from ecosystem engineering and trophic dynamics make indirect positive and negative contributions to people. Negative contributions are often more visible to people, especially those resulting in human–wildlife conflicts. Invasive wildlife cause various negative regulating contributions, disrupting food webs and natural functioning of ecosystems, and consequently affect NCP<sup>66</sup>. Additionally, conflict can involve native wildlife that trample or otherwise damage crops<sup>19,25,45</sup>, compete with livestock grazers<sup>19,25</sup>, predate livestock<sup>38,44</sup>, and cause loss of life and property<sup>25,42,45</sup>. However, many of these risks can be mitigated with management; for example, when livestock are adequately protected, intact populations of large carnivores keep wild herbivores in check and have been shown to improve crop yields, pasture biomass and profitability<sup>44</sup>.

Positive indirect contributions can be harder to observe than negative contributions but might be more prevalent. The indirect contributions of pollinators are well documented: pollinators support material NCP, such as food and medicine from pollinated wild plants, as well as nonmaterial NCP such as psychological well-being gained from wildflowers<sup>67</sup>. Conceivably, any NCP type that originates primarily from the vegetative components of a particular ecosystem (for example, regulation of climate; regulation of hazards and extreme events; and even the material contribution of energy production) could be indirectly attributed to wildlife for their role in maintaining that ecosystem (browsers maintain grasslands by preventing woody encroachment<sup>57</sup>, seed dispersers maintain the diversity of trees in a forest<sup>60</sup>, and predators prevent barrens caused by excess herbivory in kelp and other aquatic ecosystems<sup>59</sup>). Other NCP depend less on the composition or condition of the ecosystem; floodplains, for example, store flood waters regardless of the plant species present, and certain recreation activities rely only on open space in an ecosystem. However, functions often depend on the structure of the ecosystem<sup>17</sup>, which is created and maintained in part by wildlife.

Nutrient and carbon cycling are key examples of indirect contributions of wildlife that are often absent from ecosystem modelling. Nutrient cycling is essential for the maintenance of ecosystems (and the array of benefits they provide), and is enhanced by birds (through translocation and deposition of nutrients)<sup>43</sup>, carnivores (especially scavengers, which influence decomposition)<sup>62</sup>, and even commensal or habituated species in urban environments<sup>46</sup>. Large herbivores substantially reduce soil phosphorus and litter cover, which is thought

to promote biodiversity through increased structural complexity at the landscape scale<sup>57</sup>, and predators reduce soil erosion by preventing overgrazing by herbivores<sup>44</sup>. Similarly, the indirect contributions wildlife make to carbon sequestration can be substantial. Although wild animals contain only 0.3% of the carbon held in global biomass, their effects on ecosystems cause the amounts of carbon in plants, soils and sediments to vary by orders of magnitude more, owing to foraging, trampling or other disturbance, organic matter deposition, seed dispersal, predation, nutrient translocation and other functions<sup>68</sup>.

## Biases and limitations

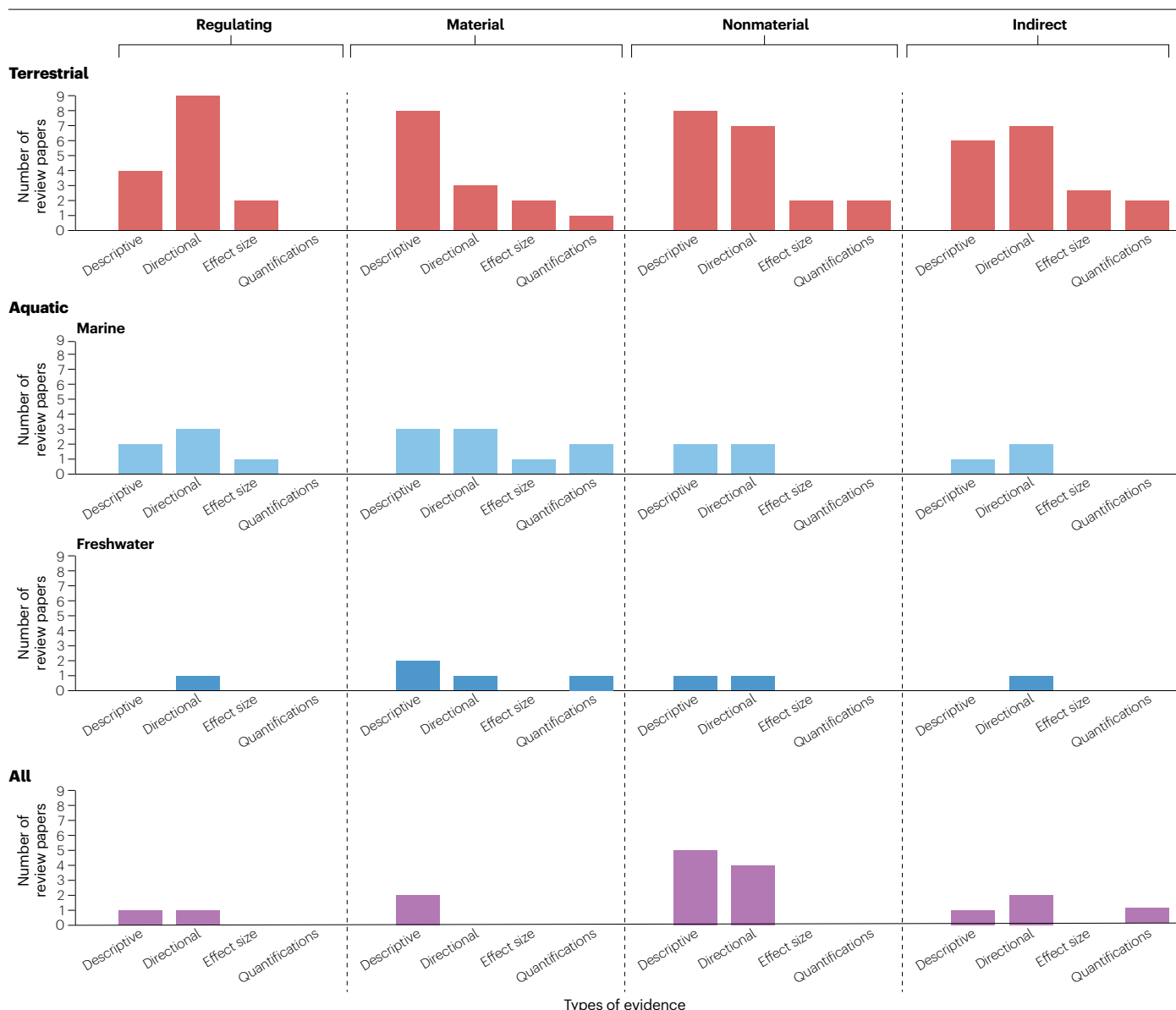
Understanding of WCP is influenced by multiple biases and limitations, including in the views and expertise of the authors (see Positionality statement). Overall, the literature is biased towards easily studied charismatic or familiar species, high-income countries and Western worldviews (Supplementary information). Taxonomic, geographic and cultural biases have resulted in inconsistent evidence quantifying the contributions, and therefore value, of wildlife to people (Fig. 2) (Supplementary Table 1).

## Taxonomic bias

Many gaps in understanding reflect taxonomic biases towards larger, terrestrial mammals and species that appeal to humans. Large-bodied wildlife have been discussed at length in an NCP context<sup>25</sup>, whereas the contributions of smaller animals are less studied or viewed more negatively (for example, they may be labelled as pests or vectors). Available evidence for WCP covers birds<sup>43,69</sup>, ungulates and other large mammalian herbivores<sup>25,57,58</sup>, and carnivores and scavengers<sup>44,62</sup>, the vast majority of which are terrestrial mammals. By contrast, taxon-specific evidence for reptiles or amphibians is scarce. Furthermore, although the effect size and directionality of some dynamics has been evaluated – for example, herbivore impacts on plant communities<sup>58</sup> and bird impacts on a variety of functions<sup>43,69</sup> – quantitative syntheses are missing for many contributions (Supplementary Table 1). The contribution of ecosystem engineers is a basic ecological function, but the linkage between these species and their contributions to people's well-being via ecosystem health and function is little understood<sup>35,58</sup>. For nonmaterial contributions specifically, mammals comprise the taxonomic group for which nonmaterial WCP are most often studied, followed by reptiles and birds<sup>39</sup>. Although the contributions of marine filter feeders, other secondary consumers and whales have been reviewed<sup>33,35</sup>, the contributions of terrestrial wildlife to people remains the primary focus of research. In terrestrial systems, wildlife literature usually focuses on vertebrates, but most of the NCP literature for pollination and pest control pertains to insects<sup>70</sup>. Further studies are needed on the other contributions of invertebrates and on underrepresented wildlife taxa.

## Geographic bias

Geographic biases comprise an overrepresentation in documented cases of WCP from North America and Europe (Fig. 3, Supplementary information). Additionally, regional reviews of WCP exist for the Americas and Europe<sup>71–74</sup>, but are scarce or non-existent for other regions. These biases reflect language hegemony, as many studies outside Europe and North America are not published in English; for example, most studies in Latin America and the Caribbean are published in Spanish and Portuguese, and in the format of theses or local journals<sup>75</sup>. The under-representation of studies in low- and middle-income countries, especially Latin America, is a well documented research gap.



**Fig. 2 | Evidence for wildlife's contributions to people (WCP).** The relative amount of evidence (number of review papers detailing evidence) for WCP from the 42 reviews cited in Supplementary Table 1 is displayed. Evidence is categorized by realm of study (freshwater, marine, terrestrial or all), the type of contribution to people (indirect, material, nonmaterial or regulating), and the

type of evidence. Types of evidence include quantifications (for example, dollar amounts), effect sizes (for example, percentage), directionality of relationship (positive or negative) or descriptive. Information presented in this figure is derived in part from the information presented in Supplementary Table 1.

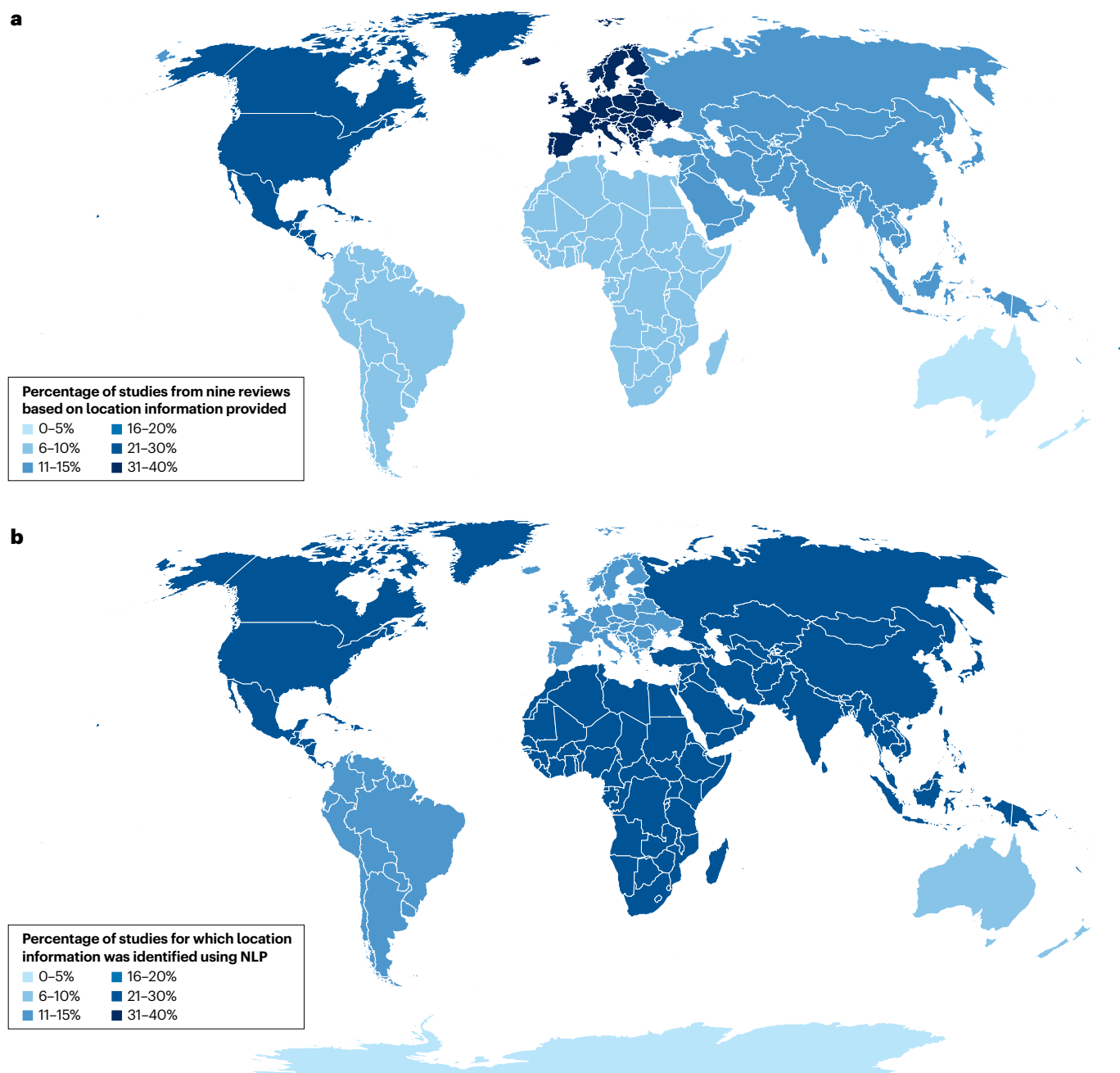
Additionally, non-English language publications are likely to include valuable alternative perspectives, as relationships with wildlife and benefits from their contributions in many countries and regions might not be adequately captured by English-language terminology or concepts. For example, kincentric perspectives on human–wildlife relationships might not translate directly into English terms<sup>76,77</sup>. Although meta-analyses limited to English-language studies are not necessarily biased (as has been shown, for example, in fields such as conventional medicine<sup>78,79</sup>), the inclusion of publications in other languages is an important area for further research and review.

In addition to the geographic bias in study region, the authors of the cited reviews (Supplementary Table 1) were affiliated with institutions predominantly from Europe (30% of studies with at least one author affiliated), the USA (23%), Canada (9%) and the UK (9%). Larger review efforts undertaken by IPBES include geographically representative and diverse author teams, and several past assessments address themes that relate to WCP but do not focus exclusively on wildlife<sup>66,80,81</sup>. Identifying further research gaps pertaining to WCP within IPBES assessments could help to choose research priorities while accounting to some extent for this geographic authorship bias.

## Cultural bias

Intertwined with taxonomic and geographic gaps and biases are cultural biases. One aspect of cultural biases includes variation in how research is approached in different regions, which will influence trends such as a transition from the prevailing research focus on negative human–wildlife relationships to increasingly holistic

framing that better incorporates positive human–wildlife relationships. Cultural biases also include deeply rooted patterns in how people think; for example, categories of species form the basis for taxonomy in Western science, whereas relationships between species are central to many Indigenous knowledge systems<sup>82</sup>. Such bias is associated with epistemological limitations, because ecologists



**Fig. 3 | Mapping evidence for wildlife's contributions to people (WCP).** **a**, Of 42 reviews assessing WCP (Supplementary Table 1), 9 published locational data of their included studies (1,111 studies in total). The distribution of these studies is shown as a percentage of the total at the continental level. **b**, For the remaining 33 reviews that did not publish locational data of their included studies, title scanning for geographic information (such as country or continent names,

states, cities, parks, river basins, oceans or coastlines) using natural language processing (NLP; Supplementary information) identified at least continent-level locations for 1,486 of 3,991 unique references. The distribution of studies for which locations could be identified is shown as a percentage of the total (1,486) at the continental level.

## Box 1 | Wildlife's contributions to people in community-based natural resource management

Community-based natural resource management (CBNRM, the southern African variant of community-based conservation) provides a tangible example of how several wildlife-based NCP interact to deliver benefits and costs to local communities<sup>123</sup>. Namibia's CBNRM programme was established in 1998 and is one of the world's better-studied CBNRM initiatives<sup>124</sup>. The programme is based around communal 'conservancies' (defined geographic areas on communal lands where rights to resources are devolved to local residents), and has delivered substantial and increasing, if variable, financial and in-kind benefits to local communities since its inception<sup>125</sup>. These benefits flow to a variety of stakeholders and, in principle, can incentivize various actors (such as pastoralists, traditional authorities and subsistence farmers) within local communities who might have different perceptions of, and predispositions toward, conservation<sup>126</sup>.

The dominant financial benefits from WCP arise via nature-based tourism and consumptive use (trophy hunting and game meat) of large wildlife species; in some circumstances, plant species also deliver substantial benefits. The marginal economic benefits of large wildlife composition and diversity have been documented, and members of the 'Big 5', in particular, the black rhinoceros (*Diceros bicornis*), contribute disproportionately to income generation<sup>127</sup>. Tracking black rhinoceros on foot on communal lands in Namibia is a popular and unique tourism product; visitors pay substantial sums of money to participate and have demonstrated willingness to pay increased amounts if tracking includes substantial local community participation<sup>128</sup>. Although material WCP are believed to predominate within CBNRM programmes and utilitarian wildlife values are strongly held by local communities<sup>129</sup>, surveys of communal conservancy residents suggest that nonmaterial contributions are also important, including pride and/or happiness, traditional and/or cultural values, and a need to conserve wildlife for future generations<sup>130</sup>.

As incentives for conservation have increased, so too have wildlife populations in Namibia's communal conservancies, which has resulted in steadily increasing incidents of human–wildlife



conflict<sup>131,132</sup>. Mismatches between who benefits and who bears the costs of large wildlife conservation occur at the macro-scale (for example, international residents who benefit via existence values and tourism versus local communities living with wildlife) and at the micro-scale within communal conservancies (community members who secure jobs as game guards or in the tourism industry versus pastoralists who lose livestock to predators). Resolving this mismatch is essential for the sustainability of CBNRM programmes<sup>133</sup>. For programmes focused heavily on the financial benefits from wildlife, such as in Namibia, regulating contributions of wildlife attract less attention than material and nonmaterial contributions, potentially leading to inefficient management of species that generate unappreciated but crucial benefits (for example, elephants trampling dense vegetation, dispersing seeds and nutrients through their dung, and digging wells in the dry season). Unlocking a greater diversity of benefit streams from wildlife is a key motivation for Namibia's CBNRM programmes, and emerging mechanisms such as [wildlife credits](#) are one means of capturing values held by visitors to communal lands.

Image courtesy of Robin Naidoo, World Wildlife Fund, Washington DC, USA.

and social scientists often conceptualize nature as separate from culture and, therefore, humans as distinct from wildlife. Ecosystem services assessments and evaluations of NCP could promote an inherent anthropocentric bias, in which humans are perceived as having more agency than wildlife, and wildlife are perceived as providing solely instrumental value to humans. An alternative epistemic approach would be to embrace a pluralistic view of human–nature relationships that better incorporates other ways of knowing, including Indigenous worldviews, kincentric perspectives and relational values in human–nature interactions<sup>83–85</sup>. This expanded perspective has both ethical and practical implications: it would increase inclusivity and justice in wildlife research, and would make space for perspectives that in many contexts improve the sustainability of human–nature relationships<sup>86,87</sup>.

## WCP in policy and management

Loss of wildlife will, in the long term, lead to declines in WCP and consequent harm to people – especially those in disadvantaged communities, who often depend heavily on nature. Even when WCP (or other NCP) can be substituted for built infrastructure, technology and other manufactured capital, these solutions are often more expensive, less resilient and have fewer co-benefits than WCP. Given the interdependence of wildlife and their habitats, managing for biodiversity or NCP without accounting for WCP risks undermining the long-term achievement of both these goals. Underestimating the importance of material and nonmaterial WCP to the well-being of communities living in or near protected areas has often led to poorer biodiversity outcomes<sup>86</sup>, which has supported the trend towards community-led conservation (Box 1). However, even in inclusive conservation contexts, misunderstanding



the regulating roles species have in ecosystems could lead to management decisions that interfere with system dynamics. In some cases, restoring tenure, access, harvesting and management rights will need to be balanced with correcting past mismanagement that has had cascading and disproportionate consequences (such as the sea urchin barrens resulting from the removal of sea otters; Box 2). Moreover, failing to account for the degree to which WCP support NCP could create incentives to conserve ‘empty’ ecosystems, preventing ecosystem conversion but not addressing poaching, overexploitation, pollution or other risks to wildlife.

In the worst cases, failure to manage for WCP could undermine ecosystem stability in unpredictable and possibly catastrophic ways. Tipping points are gaining increasing attention<sup>88</sup>, but these abrupt and potentially irreversible changes in ecosystems are typically attributed to physical drivers and sometimes nature degradation but not defaunation. For example, the 2023 Global Tipping Points Report does not mention ‘wildlife’ (or ‘animal’ or ‘fauna’) in its summary report<sup>88</sup>. These omissions indicate a lack of appreciation for wildlife’s role in supporting ecosystem resilience and buffering tipping points. The majority of the Earth system tipping points identified in the report (12 of 22) are elements of the biosphere in which wildlife are central to ecosystem function, such as coral reefs (the closest to tipping), tropical forests,

boreal forests and kelp forests. Wildlife’s contributions to maintaining function, such as seed dispersers in tropical forests<sup>89,90</sup> and megafauna in boreal forests and tundra<sup>91</sup>, could prevent these ecosystems from crossing tipping points.

The GBF seeks to avoid these catastrophic outcomes of biodiversity loss by putting society on a nature-positive path to 2030 and beyond. However, even if the GBF targets are met<sup>13</sup>, risks to WCP remain. Within the GBF, wildlife continues to be treated as separate from ecosystem function and services, and the targets typically address ecosystem elements of biodiversity (such as structure and extent) separately from species elements (such as richness or population abundance). If wildlife and ecosystems are not linked, decision-makers are likely to miss opportunities for synergy and to use scarce conservation resources inefficiently. New targets are not necessarily required, but recognizing the connections between wildlife and ecosystems is vital to achieving conservation goals for biodiversity and NCP. Scientific insights into wildlife’s contributions must be harnessed and embedded into global biodiversity policies (such as the GBF, CMS and the Convention on International Trade in Endangered Species of Wild Fauna and Flora (CITES)) to support NCP.

Explicitly connecting wildlife with benefits to people helps policy-makers and managers to implement multi-objective planning

## Box 2 | Changing perceptions of sea otters’ contributions to people

Sea otters (*Enhydra lutris*) have provided contributions to people around the North Pacific Rim for perhaps as long as 30,000 years<sup>134,135</sup>. Hunting of sea otters around coastal settlements would have increased the availability of urchins and other invertebrate prey for human consumption<sup>136</sup>. Indigenous coastal communities were therefore the first beneficiaries of sea otters’ contribution to people.

The international maritime fur trade<sup>137</sup> led to the extirpation of sea otters before their protection by the International Fur Seal Treaty of 1911 (ref. 138), leaving only small remnant populations in California and Alaska. The loss of this keystone predator resulted in the decimation of kelp forests, known as sea urchin barrens; subsequent recovery of sea otter populations in North America since the late 1960s forms a natural experiment underpinning our understanding of trophic cascades and their influence on NCP<sup>136,139–141</sup>. Although sea otter recovery is considered a conservation success story, they are now in conflict with fisheries established during their absence<sup>142</sup>.

Perspectives on sea otters are informed by the context of an individual, such as member group (for example, fishermen, conservationists, tourism operators or Indigenous communities), economic status, relationship with place, and experiences with and expectations of sea otters. The trophic cascade triggered by recovering sea otters can lead to a 30–40% increase in total ecosystem biomass<sup>138</sup>, including food fish. Combined with potential tourism benefits, an otter-present ecosystem might generate up to five times more economic activity than invertebrate fisheries<sup>138</sup>. Sea otters’ existence also supports a variety of regulating benefits for communities, as the kelp forests they help to maintain regulate climate, water quality and impacts from coastal storms.



However, fishers have consistently campaigned for the control of sea otter populations<sup>142</sup>, and some Indigenous groups are seeking to protect subsistence harvests of invertebrates near coastal communities<sup>143</sup>. By contrast, public support, including from Indigenous groups, is strongly behind continued efforts to restore sea otter populations<sup>144</sup>. Balancing the diverse, often conflicting values associated with sea otters is, therefore, a complex management challenge. Understanding broader human values and principles, including relational values, co-governance and reciprocity<sup>145</sup>, could help to achieve just and ethical management, and the co-existence of people and sea otters within dynamic coastal social–ecological systems.

Image courtesy of James Thompson.

## Box 3 | Regulating interactions of wolves and the complex perceptions of their contributions to people

Grey wolves (*Canis lupus*), historically distributed throughout North America and Eurasia, provide an excellent widespread example of how the extirpation of a top predator in an ecosystem can mediate herbivore release, ultimately altering the landscape<sup>8</sup>. Removal of wolves in the eastern USA and Canada has led to overpopulation of white-tailed deer, causing vegetative shifts that have harmed ecosystem conservation and NCP<sup>146</sup>. The loss of top predators, including wolves, has also released mesopredators such as red foxes and coyotes in the western USA, which has potential consequences for zoonotic disease regulation. Reintroducing wolves has been suggested to reduce Lyme disease incidence by reducing the density of mesopredator hosts of ticks<sup>54</sup>. Trophic cascades resulting from the loss or reintroduction of these top predators to ecosystems exemplifies their importance for regulating ecosystem function<sup>44,62</sup>.

Wolves can also contribute to people beyond their complex regulating functions. For example, wolves are a regional draw for wildlife viewing and tourism in the greater Yellowstone area, which provides economic opportunities to local communities<sup>147</sup>. However, the perception of wolves remains divided despite conservation becoming increasingly popular during the twentieth and twenty-first centuries<sup>148</sup>. In Europe and North America, governmental and local groups have persecuted wolves because of real or perceived risks to human and animal safety, and to livelihoods<sup>19</sup>. Management decisions are often influenced by press coverage and public opinion when balancing conservation and culling<sup>149–151</sup>, and attitudes depend on the communities in which wolves are active<sup>150,151</sup>. For example, in areas where economic losses to livestock ranching have been incurred, such as sheep herds in the Swiss Alps or mountains in the USA<sup>149,152–154</sup>, wolf ‘pest’ populations are reduced by governments or



individuals<sup>150</sup>. In other areas, wolf populations are recovering from earlier persecution and are now valued<sup>149</sup>.

This tension is highlighted by a ballot measure to reintroduce grey wolves that narrowly passed in Colorado, USA, in 2020 (CO Proposition 114)<sup>155</sup>. Votes were split 50.9% in favour to 49.1% against, and votes for wolf reintroduction were concentrated in urban areas whereas rural communities predominantly voted against this measure<sup>156</sup>. The results in Colorado highlight complex perceptions of trade-offs concerning wildlife and their introductions among groups with different demographics and political affiliations. For instance, support for or against wolf reintroduction depended on location, age, voting preference in the presidential election and participation in elk hunting<sup>156</sup>. These sentiments are still in flux; support for the reintroduction has declined over time as the perception of the negative effects of wolves has increased<sup>148</sup>.

Freder/Getty.

by demonstrating how objectives depend on wildlife health, not simply on maintaining their habitats. This connection has been partly integrated in instruments such as community-based natural resource management (Box 1), although tradeoffs between positive WCP such as wildlife harvesting or viewing and negative WCP such as threats to safety or food security remain a challenge (Boxes 2 and 3). Accounting for WCP explicitly, especially WCP that are often overlooked (for example, regulating contributions by vertebrates) can enhance conservation policies and programmes.

To fully include WCP in policy and management, the mechanisms by which wildlife deliver benefits to people must be clearly identified and communicated. Currently, limited tools for monitoring and modeling at scale hinder understanding of WCP and how wildlife management can support or enhance benefits to people. Addressing these limitations is essential to provide the necessary information to effectively manage wildlife’s crucial contributions.

## Outlook

A wealth of evidence supports the importance of WCP. However, although research on these contributions is strong, current modelling

and monitoring capabilities are insufficient, limiting WCP integration into conservation policy and management. Improving monitoring and modelling capacity is a priority for future work, alongside a focus on social science and the science–policy interface.

Advances in the spatial and temporal resolution of satellite observing systems, in combination with advanced analytical techniques, could support wildlife detection and monitoring<sup>92,93</sup>. Advances in LiDAR, radar and hyperspectral observations would substantially improve global vegetation mapping<sup>94</sup> and have already provided valuable insights for understanding wildlife–vegetation interactions<sup>95</sup>, which could be associated with outcomes for WCP and NCP. The upcoming NASA ISRO Synthetic Aperture Radar (NISAR) and the hyperspectral Surface Biology and Geology (SBG) missions might further advance these efforts<sup>96</sup>. Satellite advances are complemented by emerging techniques for capturing wildlife movement and habitat use, including acoustic sensors and camera traps, environmental DNA (eDNA, genetic material that animals and other organisms shed in habitats), and new approaches in telemetry that aim to build an ‘internet of animals’<sup>97</sup>. However, these innovations will still require data from long-standing ‘analogue’ wildlife-monitoring programmes, which rarely receive

enough attention or investment to validate measurements of wildlife abundances and habitat use at scale. Citizen science networks, which can empower local communities and other stakeholders through participatory monitoring, can also support wildlife monitoring; Namibia's nation-wide biodiversity atlas ('Atlasing in Namibia') provides one example. As with so many ecological efforts, wildlife-monitoring programmes have historically been biased towards high-income countries in the Northern Hemisphere<sup>98</sup>; a representative approach to wildlife monitoring that preferentially includes countries and species that have typically been under-represented is a research priority. A lack of species-level data has contributed to the underrepresentation of wildlife in NCP approaches, but artificial intelligence methods could establish relationships between satellite data with increased sensing capacity and limited (yet indispensable) field data to enable the inclusion of wildlife in policy and planning at increasingly larger scales<sup>99–101</sup>.

Advances in observation capabilities will help to characterize and monitor wildlife, but modelling advances are needed to link habitat quality, wildlife populations and people. Conceptual frameworks for linking biodiversity, ecosystem function and ecosystem services often use broad definitions of biodiversity (such as species richness)<sup>6</sup>, and incorporating WCP into these models requires understanding how species presence or abundance affects function. Additional empirical work is needed to quantify these relationships between the abundance and magnitude of function (most research to date reports only on the directionality of the relationship; Fig. 2). Although mainstream ecosystem service models such as InVEST<sup>102,103</sup> and ARIES<sup>104,105</sup> do not model wildlife dynamics and their effect on ecosystems, the inclusion of biodiversity modelling in NCP models could improve NCP predictions<sup>106</sup>; for example, including population dynamics in Earth systems models<sup>107</sup> and using network theory to incorporate food-web interactions into ecosystem service modelling<sup>7</sup>. Next-generation approaches such as the Madingley model<sup>108,109</sup> and ecosystem-based fisheries models (such as Atlantis<sup>110</sup>, ECOPATH/ECOSIM<sup>111</sup> and 'mizer'<sup>112</sup>) represent species and functional group effects on ecosystem functions and services, and have already been used to model various WCP and values to people (such as revenue and jobs). One challenge for this field of research is to reconcile the spatial and temporal scales of existing models and the population distributions, dynamics and functional impacts on ecosystems that underpin NCP. A second challenge is representing the cultural values and potential disservices from wildlife in models. However, mainstreaming the integration of wildlife populations and dynamics into widely used ecosystem service models could improve predictions of NCP and is critical to ensure we do not undervalue the role of wildlife in NCP decision-making.

Beyond technological and modelling advances, translating insights from the social sciences on WCP could ensure that wildlife conservation is fair and inclusive, accounting for multiple differing perspectives. Valuation of WCP varies across contexts owing to diverse cultural values and beliefs<sup>113</sup>. For example, in certain regions, the same wildlife species might evoke both affection and aversion<sup>21</sup>, and some invasive species are championed by animal rights movements while conservation scientists advocate for culls<sup>114</sup>. Integrating social justice into wildlife conservation and management policies is an important research frontier<sup>85,115</sup>. Empirical analysis is required on distributive justice concerns for the positive and negative effects of WCP – including on the poverty, health and wellbeing of local communities<sup>116</sup>, and among different societal groups (such as gender, age, socio-economic status, race and ethnicity). Similarly, increased attention and further research is needed to understand the procedural justice dimensions

underlying how decisions about managing and conserving wildlife are made – by whom, and for whose benefit<sup>117</sup>. The disparities in power between those who shape the wildlife conservation agenda, those who allocate resources, and those who bear the cost of negative WCP warrants further exploration.

People holding Western worldviews, which strongly separate humans and wildlife<sup>55</sup>, have much to learn about WCP from the long-standing and reciprocal relationships with wildlife found in Indigenous and traditional knowledge systems, many of which view the right to enjoy benefits from wildlife<sup>118–120</sup> as being linked to the responsibility to care for these species and their habitats<sup>84,121</sup>. Well-developed Indigenous and traditional approaches that integrate ethics to manage their relationships with wildlife (in ways that maintain WCP) could guide Western current and future practices<sup>121</sup>. Assessing evidence in multiple languages, especially those not globally dominant owing to historical colonization (that is, languages other than English, Spanish, French or Portuguese), could help to capture perspectives from diverse linguistic and cultural contexts, potentially moving beyond anthropocentric and dominating views rooted in certain historical and religious paradigms<sup>49</sup>. Including diverse languages and worldviews might enable an increasingly pluralistic and inclusive understanding of human–wildlife relationships.

Finally, translating knowledge on WCP to action relies on its concepts successfully crossing the science–policy interface, beyond the conservation community. Policy-makers have shown some willingness to integrate a WCP approach; for example, 2023 guidance from the US Department of the Interior on restoring bison and prairie landscapes explicitly recognizes bison's regulating contributions to maintaining prairie ecosystems<sup>122</sup>. For this awareness to become widespread, the capacity to implement monitoring and modelling advances will also need to be expanded. Many countries' national biodiversity strategies and action plans for implementation of the GBF lack even basic spatial information on their local biodiversity, despite the increasing global availability of relevant datasets.

NCP aims to reveal the invisible benefits of nature and has achieved great traction and uptake in policy, business and finance. However, wildlife often remain invisible in NCP. Healthy ecosystems depend on diverse and healthy wildlife to regulate and otherwise sustain ecosystem function. Human well-being depends on wildlife in multiple ways beyond the consumption or existence value of animals. Strengthening the case for WCP will help to garner widespread and enduring support for wildlife conservation.

Published online: 15 January 2025

## References

1. Intergovernmental Science-Policy Platform on Biodiversity and Ecosystem Services (IPBES). Decision IPBES-5/1: implementation of the first work programme of the platform. *IPBES* <https://www.ipbes.net/document-library-catalogue/decision-ipbes-5123> (2017).
2. Rosa, I. M. D. et al. Challenges in producing policy-relevant global scenarios of biodiversity and ecosystem services. *Glob. Ecol. Conserv.* **22**, e00886 (2020).
3. Chaplin-Kramer, R. et al. Mapping the planet's critical natural assets. *Nat. Ecol. Evol.* **7**, 51–61 (2023).
4. Balvanera, P. et al. Conserving biodiversity. *Science* **291**, 2047 (2001).
5. Dee, L. E. et al. When do ecosystem services depend on rare species? *Trends Ecol. Evol.* **34**, 746–758 (2019).
6. Weiskopf, S. R. et al. Increasing the uptake of ecological model results in policy decisions to improve biodiversity outcomes. *Environ. Model. Softw.* **149**, 105318 (2022).
7. Dee, L. E. et al. Operationalizing network theory for ecosystem service assessments. *Trends Ecol. Evol.* **32**, 118–130 (2017).
8. Pires, M. M. & Galetti, M. Beyond the "empty forest": the defaunation syndromes of Neotropical forests in the Anthropocene. *Glob. Ecol. Conserv.* **41**, e02362 (2023).
9. Hooper, D. U. et al. A global synthesis reveals biodiversity loss as a major driver of ecosystem change. *Nature* **486**, 105–108 (2012).



10. Finn, C., Grattarola, F. & Pincheira-Donoso, D. More losers than winners: investigating Anthropocene defaunation through the diversity of population trends. *Biol. Rev.* **98**, 1732–1748 (2023).
11. Young, D. Beyond offsets: people and planet-centred responses to the climate and biodiversity crisis. *Forest People's Programme* <https://www.forestpeoples.org/en/2024/report/beyond-offsets-non-market-responses-biodiversity-climate-crisis> (2024).
12. Tian, M., Potter, G. R. & Phelps, J. What is “wildlife”? Legal definitions that matter to conservation. *Biol. Conserv.* **287**, 110339 (2023).
13. Monitoring Framework for the Kunming-Montreal Global Biodiversity Framework. *Convention on Biological Diversity* <https://www.cbd.int/gbfr/related/monitoring> (2022).
14. Pinto, T., Machado, T., Nicolau, D., Oliveira, N. G. & Vaz, A. S. Accounting for nature contributions to people in corporate sustainability: the case of a waste management company in Portugal. *Corp. Soc. Responsib. Environ. Manag.* **31**, 2619–2628 (2024).
15. Echeverri, A. et al. Biodiversity and infrastructure interact to drive tourism to and within Costa Rica. *Proc. Natl Acad. Sci. USA* **119**, e2107662119 (2022).
16. The strategic plan for migratory species 2015–2023. CMS [https://www.cms.int/sites/default/files/document/CMS\\_Sharks\\_MOS2\\_Inf\\_9.pdf](https://www.cms.int/sites/default/files/document/CMS_Sharks_MOS2_Inf_9.pdf) (2014).
17. Intergovernmental Science-Policy Platform on Biodiversity and Ecosystem Services (IPBES). Global Assessment Report on Biodiversity and Ecosystem Services. *IPBES* <https://www.ipbes.net/global-assessment> (2019).
18. Díaz, S. et al. Assessing nature's contributions to people. *Science* **359**, 270–272 (2018).
19. Nyhus, P. J. Human–wildlife conflict and coexistence. *Annu. Rev. Environ. Resour.* **41**, 143–171 (2016).
20. Evans, M. J., Gaston, K. J., Cox, D. T. C. & Soga, M. The research landscape of direct, sensory human–nature interactions. *People Nat.* **5**, 1893–1907 (2023).
21. Dinat, D., Echeverri, A., Chapman, M., Karp, D. S. & Satterfield, T. Eco-xenophobia among rural populations: the great-tailed grackle as a contested species in Guanacaste, Costa Rica. *Hum. Dimens. Wildl.* **24**, 332–348 (2019).
22. Intergovernmental Science-Policy Platform on Biodiversity and Ecosystem Services (IPBES). The diverse values and valuation of nature. *IPBES* <https://www.ipbes.net/the-values-assessment> (2022).
23. Martino, S. & Kenter, J. O. Economic valuation of wildlife conservation. *Eur. J. Wildl. Res.* **69**, 32 (2023).
24. Gren, I.-M., Häggmark-Svensson, T., Elofsson, K. & Engelmann, M. Economics of wildlife management — an overview. *Eur. J. Wildl. Res.* **64**, 22 (2018).
25. Pascual-Rico, R. et al. Usually hated, sometimes loved: a review of wild ungulates' contributions to people. *Sci. Total. Environ.* **801**, 149652 (2021).
26. Van Vliet, N. et al. Bushmeat and human health: assessing the evidence in tropical and sub-tropical forests. *Ethnobiol. Conserv.* **6**, 1–45 (2017).
27. Lee, T. M., Sigouin, A., Pinedo-Vasquez, M. & Nasi, R. The harvest of tropical wildlife for bushmeat and traditional medicine. *Annu. Rev. Environ. Resour.* **45**, 145–170 (2020).
28. Cawthorn, D.-M. & Hoffman, L. C. The bushmeat and food security nexus: a global account of the contributions, conundrums and ethical collisions. *Food Res. Int.* **76**, 906–925 (2015).
29. Nielsen, M. R., Pouliot, M., Meilby, H., Smith-Hall, C. & Angelsen, A. Global patterns and determinants of the economic importance of bushmeat. *Biol. Conserv.* **215**, 277–287 (2017).
30. Mickleburgh, S., Waylen, K. & Racey, P. Bats as bushmeat: a global review. *Oryx* **43**, 217–234 (2009).
31. Peros, C. S., Dasgupta, R., Kumar, P. & Johnson, B. A. Bushmeat, wet markets, and the risks of pandemics: exploring the nexus through systematic review of scientific disclosures. *Environ. Sci. Policy* **124**, 1–11 (2021).
32. Lynch, A. J. et al. People need freshwater biodiversity. *WIREs Water* **10**, e1633 (2023).
33. Worm, B. et al. Impacts of biodiversity loss on ocean ecosystem services. *Science* **314**, 787–790 (2006).
34. Vianna, G. M. S., Zeller, D. & Pauly, D. Fisheries and policy implications for human nutrition. *Curr. Environ. Health Rep.* **7**, 161–169 (2020).
35. Roman, J. et al. Whales as marine ecosystem engineers. *Front. Ecol. Environ.* **12**, 377–385 (2014).
36. Sumaila, U. R., Bellmann, C. & Tipping, A. Fishing for the future: an overview of challenges and opportunities. *Mar. Policy* **69**, 173–180 (2016).
37. Teh, L. C. L. & Sumaila, U. R. Contribution of marine fisheries to worldwide employment. *Fish. Fish.* **14**, 77–88 (2013).
38. Chardonnet, P. et al. The value of wildlife. *Rev. Sci. Tech.* **21**, 15–51 (2002).
39. Methorst, J., Arbieu, U., Bonn, A., Böhning-Gaese, K. & Müller, T. Non-material contributions of wildlife to human well-being: a systematic review. *Environ. Res. Lett.* **15**, 093005 (2020).
40. Amiot, C. E. & Bastian, B. Toward a psychology of human–animal relations. *Psychol. Bull.* **141**, 6–47 (2015).
41. Evans, S. & Gustafsson, L. Climate change depends selection on ornamentation in a wild bird. *Nat. Ecol. Evol.* **1**, 39 (2017).
42. Cox, D. T. C. & Gaston, K. J. Human–nature interactions and the consequences and drivers of provisioning wildlife. *Phil. Trans. R. Soc. B* **373**, 20170092 (2018).
43. Gaston, K. J. et al. Population abundance and ecosystem service provision: the case of birds. *BioScience* **68**, 264–272 (2018).
44. Ripple, W. J. et al. Status and ecological effects of the world's largest carnivores. *Science* **343**, 1241484 (2014).
45. Uchida, K., Blumstein, D. T. & Soga, M. Managing wildlife tolerance to humans for ecosystem goods and services. *Trends Ecol. Evol.* **39**, 248–257 (2024).
46. Soulsbury, C. D. & White, P. C. L. Human–wildlife interactions in urban areas: a review of conflicts, benefits and opportunities. *Wildl. Res.* **42**, 541 (2015).
47. Klingender, F. *Animals in Art and Thought: To the End of the Middle Ages* (Routledge, 2019).
48. Murphy, H. (ed.) *Animals into Art* (Routledge, 2014).
49. Taylor, B. *Dark Green Religion: Nature Spirituality and the Planetary Future* (Univ. California Press, 2009).
50. Leopold, A. *A Sand County Almanac and Sketches Here and There* (Oxford Univ. Press, 1968).
51. Kerr, J. & Parent, A. Being taught by Raven: a story of knowledges in teacher education. *Can. J. Native Educ.* **38**, 62–79 (2015).
52. Bone, J. The animal as fourth educator: a literature review of animals and young children in pedagogical relationships. *Aust. J. Early Child.* **38**, 57–64 (2013).
53. Ivanić, K.-Z., Tadić, Z. & Omazić, M. A. Biomimicry — an overview. *Holist. Approach Environ.* **51**, 19–36 (2015).
54. Ogden, L., Hall, B. & Tanita, K. Animals, plants, people, and things: a review of multispecies ethnography. *Environ. Soc.* **4**, 5–24 (2013).
55. Salmón, E. Kincentric ecology: indigenous perceptions of the human–nature relationship. *Ecol. Appl.* **10**, 1327–1332 (2000).
56. Grudinski, B. P. et al. A global review of beaver dam impacts: stream conservation implications across biomes. *Glob. Ecol. Conserv.* **37**, e02163 (2022).
57. Forbes, E. S. et al. Synthesizing the effects of large, wild herbivore exclusion on ecosystem function. *Funct. Ecol.* **33**, 1597–1610 (2019).
58. Trepel, J. et al. Meta-analysis shows that wild large herbivores shape ecosystem properties and promote spatial heterogeneity. *Nat. Ecol. Evol.* **8**, 705–716 (2024).
59. Coleman, F. C. & Williams, S. L. Overexploiting marine ecosystem engineers: potential consequences for biodiversity. *Trends Ecol. Evol.* **17**, 40–44 (2002).
60. Rogers, H. S., Donoso, I., Traveset, A. & Fricke, E. C. Cascading impacts of seed disperser loss on plant communities and ecosystems. *Annu. Rev. Ecol. Syst.* **52**, 641–666 (2021).
61. Ratto, F. et al. Global importance of vertebrate pollinators for plant reproductive success: a meta-analysis. *Front. Ecol. Environ.* **16**, 82–90 (2018).
62. O'Bryan, C. J. et al. The contribution of predators and scavengers to human well-being. *Nat. Ecol. Evol.* **2**, 229–236 (2018).
63. Civitello, D. J. et al. Biodiversity inhibits parasites: broad evidence for the dilution effect. *Proc. Natl Acad. Sci. USA* **112**, 8667–8671 (2015).
64. Kilpatrick, A. M., Salkeld, D. J., Titcomb, G. & Hahn, M. B. Conservation of biodiversity as a strategy for improving human health and well-being. *Phil. Trans. R. Soc. B* **372**, 20160131 (2017).
65. Mahon, M. B. et al. A meta-analysis on global change drivers and the risk of infectious disease. *Nature* **629**, 830–836 (2024).
66. Intergovernmental Platform on Biodiversity and Ecosystem Services (IPBES). Thematic assessment report on invasive alien species and their control. *IPBES* <https://www.ipbes.net/ias> (2023).
67. Garibaldi, L. A. et al. Exploring connections between pollinator health and human health. *Phil. Trans. R. Soc. B* **377**, 20210158 (2022).
68. Schmitz, O. J. et al. Trophic rewilding can expand natural climate solutions. *Nat. Clim. Chang.* **13**, 324–333 (2023).
69. Whelan, C. J., Şekercioğlu, Ç. H. & Wenny, D. G. Why birds matter: from economic ornithology to ecosystem services. *J. Ornithol.* **156**, 227–238 (2015).
70. Noriega, J. A. et al. Research trends in ecosystem services provided by insects. *Basic Appl. Ecol.* **26**, 8–23 (2018).
71. Rey, P.-L., Vittoz, P., Petitpierre, B., Adde, A. & Guisan, A. Linking plant and vertebrate species to nature's contributions to people in the Swiss Alps. *Sci. Rep.* **13**, 7312 (2023).
72. Maher, S. M. L. et al. Assessing the ecosystem services and disservices provided by migratory wildlife across the greater Yellowstone ecosystem. *Biol. Conserv.* **283**, 110090 (2023).
73. García-Jiménez, R., Morales-Reyes, Z., Pérez-García, J. M. & Margalida, A. Economic valuation of non-material contributions to people provided by avian scavengers: harmonizing conservation and wildlife-based tourism. *Ecol. Econ.* **187**, 107088 (2021).
74. Gorosábel, A., Bernad, L. & Pedrana, J. Ecosystem services provided by wildlife in the Pampas region, Argentina. *Ecol. Indic.* **117**, 106576 (2020).
75. Soares, L. et al. Neotropical ornithology: reckoning with historical assumptions, removing systemic barriers, and reimagining the future. *Ornithol. Appl.* **125**, duac046 (2023).
76. Escobar, A. *Constructing Nature* 46–68 (Routledge, 1996).
77. Escobar, A. Sentipensar con la Tierra: Las Luchas Territoriales y la Dimensión Ontológica de las Epistemologías del Sur. *AIBR* **11**, 11–32 (2016).
78. Morrison, A. et al. The effect of English-language restriction on systematic review-based meta-analyses: a systematic review of empirical studies. *Int. J. Technol. Assess. Health Care* **28**, 138–144 (2012).
79. Siddaway, A. P., Wood, A. M. & Hedges, L. V. How to do a systematic review: a best practice guide for conducting and reporting narrative reviews, meta-analyses, and meta-syntheses. *Annu. Rev. Psychol.* **70**, 747–770 (2019).
80. Intergovernmental Platform on Biodiversity and Ecosystem Services (IPBES). Assessment report on the sustainable use of wild species. *IPBES* <https://www.ipbes.net/sustainable-use-assessment> (2022).



81. Intergovernmental Platform on Biodiversity and Ecosystem Services (IPBES). Workshop report on biodiversity and pandemics. *IPBES* <https://www.ipbes.net/events/ipbes-workshop-biodiversity-and-pandemics> (2020).
82. Gould, R. K., Balvanera, P. & Jimenez-Narajo, Y. Relationality is not WEIRD: The importance of relational thinking in the majority of the planet's societies. *Ecosyst. People* (in the press).
83. Bennett, N. J. Marine social science for the peopled seas. *Coast. Manag.* **47**, 244–252 (2019).
84. Gould, R. K., Pai, M., Muraca, B. & Chan, K. M. A. He 'ike'ana ia i ka pono (it is a recognizing of the right thing): how one Indigenous worldview informs relational values and social values. *Sustain. Sci.* **14**, 1213–1232 (2019).
85. Langhans, K. E. et al. Centring justice in conceptualizing and improving access to urban nature. *People Nat.* **5**, 897–910 (2023).
86. Chaplin-Kramer, R. et al. Transformation for inclusive conservation: evidence on values, decisions, and impacts in protected areas. *Curr. Opin. Environ. Sustain.* **64**, 101347 (2023).
87. Börner, J., Schulz, D., Wunder, S. & Pfaff, A. The effectiveness of forest conservation policies and programs. *Annu. Rev. Resour. Econ.* **12**, 45–64 (2020).
88. Lenton, T. M. et al. The global tipping points report 2023. *Univ. Exeter* <https://global-tipping-points.org> (2023).
89. Osuri, A. M. et al. Contrasting effects of defaunation on aboveground carbon storage across the global tropics. *Nat. Commun.* **7**, 11351 (2016).
90. Bello, C. et al. Defaunation affects carbon storage in tropical forests. *Sci. Adv.* **1**, e1501105 (2015).
91. Payette, S. A. Paleo-perspective on ecosystem collapse in Boreal North America. In *Ecosystem Collapse and Climate Change* (eds Canadell, J. G. & Jackson, R. B.) 101–129 (Springer International Publishing, 2021).
92. Duporge, I., Isupova, O., Reece, S., Macdonald, D. W. & Wang, T. Using very-high-resolution satellite imagery and deep learning to detect and count African elephants in heterogeneous landscapes. *Remote. Sens. Ecol. Conserv.* **7**, 369–381 (2021).
93. Borowicz, A. et al. Aerial-trained deep learning networks for surveying cetaceans from satellite imagery. *PLoS ONE* **14**, e0212532 (2019).
94. National Academies of Sciences, Engineering, and Medicine. *Thriving on Our Changing Planet: A Decadal Strategy for Earth Observation from Space* (National Academies Press, 2018).
95. Russo, N. J., Davies, A. B., Blakey, R. V., Ordway, E. M. & Smith, T. B. Feedback loops between 3D vegetation structure and ecological functions of animals. *Ecol. Lett.* **26**, 1597–1613 (2023).
96. Kellndorfer, J. in *The SAR Handbook: Comprehensive Methodologies for Forest Monitoring and Biomass Estimation* (eds Flores-Anderson, A. I. et al.) ch. 3 (SERVIR Global Science Coordination Office, 2019).
97. Kays, R. & Wikelski, M. The internet of animals: what it is, what it could be. *Trends Ecol. Evol.* **38**, 859–869 (2023).
98. Martin, L. J., Blossey, B. & Ellis, E. Mapping where ecologists work: biases in the global distribution of terrestrial ecological observations. *Front. Ecol. Environ.* **10**, 195–201 (2012).
99. Delplanque, A. et al. Will artificial intelligence revolutionize aerial surveys? A first large-scale semi-automated survey of African wildlife using oblique imagery and deep learning. *Ecol. Inform.* **82**, 102679 (2024).
100. Mitterwallner, V. et al. Automated visitor and wildlife monitoring with camera traps and machine learning. *Remote. Sens. Ecol. Conserv.* **10**, 236–247 (2024).
101. Kahl, S., Wood, C. M., Eibl, M. & Klinck, H. BirdNET: A deep learning solution for avian diversity monitoring. *Ecol. Inform.* **61**, 101236 (2021).
102. Chaplin-Kramer, R. et al. Global modeling of nature's contributions to people. *Science* **366**, 255–258 (2019).
103. Sharp, R. et al. *Invest Users Guide* (Natural Capital Project, 2024).
104. Bagstad, K. J., Villa, F., Johnson, G. W. & Voigt, B. 2011. *ARIES – Artificial Intelligence for Ecosystem Services: A Guide to Models and Data, Version 1.0. ARIES Report Series n.1* (2011).
105. Villa, F. et al. A methodology for adaptable and robust ecosystem services assessment. *PLoS ONE* **9**, e91001 (2014).
106. Kass, J. M., Fukaya, K., Thuiller, W. & Mori, A. S. Biodiversity modeling advances will improve predictions of nature's contributions to people. *Trends Ecol. Evol.* **39**, 338–348 (2024).
107. Grêt-Regamey, A., Sirén, E., Brunner, S. H. & Weibel, B. Review of decision support tools to operationalize the ecosystem services concept. *Ecosyst. Serv.* **26**, 306–315 (2017).
108. Harfoot, M. B. J. et al. Emergent global patterns of ecosystem structure and function from a mechanistic general ecosystem model. *PLoS Biol.* **12**, e1001841 (2014).
109. Hoeks, S. et al. MadingleyR: an R package for mechanistic ecosystem modelling. *Glob. Ecol. Biogeogr.* **30**, 1922–1933 (2021).
110. Kaplan, I. C. & Leonard, J. From krill to convenience stores: forecasting the economic and ecological effects of fisheries management on the US West Coast. *Mar. Policy* **36**, 947–954 (2012).
111. Craig, J. K. & Link, J. S. It is past time to use ecosystem models tactically to support ecosystem-based fisheries management: case studies using Ecopath with Ecosim in an operational management context. *Fish. Fish.* **24**, 381–406 (2023).
112. Blanchard, J. L. et al. Evaluating targets and trade-offs among fisheries and conservation objectives using a multispecies size spectrum model. *J. Appl. Ecol.* **51**, 612–622 (2014).
113. Echeverri, A., Naidoo, R., Karp, D. S., Chan, K. M. A. & Zhao, J. Iconic manakins and despicable grackles: comparing cultural ecosystem services and disservices across stakeholders in Costa Rica. *Ecol. Indic.* **106**, 105454 (2019).
114. Calle, S. R. & Cadena, C. D. Science denialism limits management of invasive hippos in Colombia. *Front. Ecol. Environ.* **19**, 323–325 (2021).
115. Martin, A., Akol, A. & Gross-Camp, N. Towards an explicit justice framing of the social impacts of conservation. *Conserv. Soc.* **13**, 166 (2015).
116. Fisher, J. A. et al. Understanding the relationships between ecosystem services and poverty alleviation: a conceptual framework. *Ecosyst. Serv.* **7**, 34–45 (2014).
117. Ruano-Chamorro, C., Gurney, G. G. & Cinner, J. E. Advancing procedural justice in conservation. *Conserv. Lett.* **15**, e12861 (2022).
118. Reo, N. J. & Whyte, K. P. Hunting and morality as elements of traditional ecological knowledge. *Hum. Ecol.* **40**, 15–27 (2012).
119. Bataille, C. Y., Malinen, S. K., Yletyinen, J., Scott, N. & Lyver, P. O. Relational values provide common ground and expose multi-level constraints to cross-cultural wetland management. *People Nat.* **3**, 941–960 (2021).
120. Vilà-Cabrera, A., Premoli, A. C. & Jump, A. S. Refining predictions of population decline at species' rear edges. *Glob. Change Biol.* 1549–1560 (2019).
121. Diver, S., Vaughan, M., Baker-Médard, M. & Lukacs, H. Recognizing "reciprocal relations" to restore community access to land and water. *Int. J. Commons* **13**, 400–429 (2019).
122. Interior Department announces significant action to restore bison populations as part of new restoration and resilience framework. *US Department of the Interior* <https://www.doi.gov/pressreleases/interior-department-announces-significant-action-restore-bison-populations-part-new> (2023).
123. Roe, D., Nelson, F. & Sandbrook, C. Community management of natural resources in Africa: impacts, experiences and future directions. *IIED* <https://www.iied.org/17503iied> (2009).
124. Suich, H. The livelihood impacts of the Namibian community based natural resource management programme: a meta-synthesis. *Environ. Conserv.* **37**, 45–53 (2010).
125. MEFT/NACSO. *The State of Community Conservation in Namibia (Annual Report 2022)* (MEFT/NACSO, 2023).
126. Naidoo, R. et al. Complementary benefits of tourism and hunting to communal conservancies in Namibia. *Conserv. Biol.* **30**, 628–638 (2016).
127. Naidoo, R., Weaver, L. C., Stuart-Hill, G. & Tagg, J. Effect of biodiversity on economic benefits from communal lands in Namibia. *J. Appl. Ecol.* **48**, 310–316 (2011).
128. Naidoo, R. et al. Heterogeneous consumer preferences for local community involvement in nature-based tourism drive triple-bottom-line gains. *Conserv. Sci. Pract.* **3**, e425 (2021).
129. Angula, H. N. et al. Local perceptions of trophy hunting on communal lands in Namibia. *Biol. Conserv.* **218**, 26–31 (2018).
130. Störmer, N., Weaver, L. C., Stuart-Hill, G., Diggle, R. W. & Naidoo, R. Investigating the effects of community-based conservation on attitudes towards wildlife in Namibia. *Biol. Conserv.* **233**, 193–200 (2019).
131. Stoldt, M., Göttert, T., Mann, C. & Zeller, U. Transfrontier conservation areas and human-wildlife conflict: the case of the Namibian component of the Kavango-Zambezi (KAZA) TFCA. *Sci. Rep.* **10**, 7964 (2020).
132. Tavolaro, F. M., Woodgate, Z., Brown, C., Redpath, S. M. & O'Riain, M. J. Multispecies study of patterns and drivers of wildlife impacts on human livelihoods in communal conservancies. *Conserv. Sci. Pract.* **4**, e12773 (2022).
133. Silva, J. A. & Mosimane, A. W. Conservation-based rural development in Namibia: a mixed-methods assessment of economic benefits. *J. Environ. Dev.* **22**, 25–50 (2013).
134. Erlandson, J. M. et al. The kelp highway hypothesis: marine ecology, the coastal migration theory, and the peopling of the Americas. *J. Isl. Coast. Archaeol.* **2**, 161–174 (2007).
135. Cassidy, J. in *Maritime Prehistory of Northeast Asia: With a Foreword by Dr. William W. Fitzhugh* (eds Cassidy, J. et al.) 3–26 (Springer Nature Singapore, 2022).
136. Greg, E. J. et al. Cascading social-ecological costs and benefits triggered by a recovering keystone predator. *Science* **368**, 1243–1247 (2020).
137. Gibson, J. *Otter Skins, Boston Ships, and China Goods: The Maritime Fur Trade of the Northwest Coast, 1785–1841* (McGill-Queens Univ. Press, 1992).
138. Larson, S. E. & Bodkin, J. L. in *Sea Otter Conservation* (eds Larson, S. E., Bodkin, J. L. & VanBlaricom, G. R.) Ch. 1, 1–17 (Academic Press, 2015).
139. Nichol, L. M. in *Sea Otter Conservation* (eds Larson, S. E., Bodkin, J. L. & VanBlaricom, G. R.) Ch. 13, 369–393 (Academic Press, 2015).
140. Estes, J. A. et al. Trophic downgrading of planet Earth. *Science* **333**, 301–306 (2011).
141. Estes, J. A. & Duggins, D. O. Sea otters and kelp forests in Alaska: generality and variation in a community ecological paradigm. *Ecol. Monogr.* **65**, 75–100 (1995).
142. Carswell, L. P., Speckman, S. G. & Gill, V. A. in *Sea Otter Conservation* (eds Larson, S. E., Bodkin, J. L. & VanBlaricom, G. R.) Ch. 12, 333–368 (Academic Press, 2015).
143. Gaynor, K. M., Brown, J. S., Middleton, A. D., Power, M. E. & Brashares, J. S. Landscapes of fear: spatial patterns of risk perception and response. *Trends Ecol. Evol.* **34**, 355–368 (2019).
144. Tinker, M. T. et al. *Restoring Otters to the Oregon Coast: A Feasibility Study* (Elakha Alliance, 2023).
145. Salomon, A. K. et al. Disrupting and diversifying the values, voices and governance principles that shape biodiversity science and management. *Phil. Trans. R. Soc. B* **378**, 20220196 (2023).
146. Pellerin, S., Huot, J. & Côté, S. D. Long-term effects of deer browsing and trampling on the vegetation of peatlands. *Biol. Conserv.* **128**, 316–326 (2006).

147. Montag, J. M., Patterson, M. E. & Freimund, W. A. The wolf viewing experience in the Lamar Valley of Yellowstone National Park. *Hum. Dimens. Wildl.* **10**, 273–284 (2005).
148. Niemiec, R. et al. Rapid changes in public perception toward a conservation initiative. *Conserv. Sci. Pract.* **4**, e12632 (2022).
149. Chapron, G. et al. Recovery of large carnivores in Europe's modern human-dominated landscapes. *Science* **346**, 1517–1519 (2014).
150. Musiani, M. & Paquet, P. C. The practices of wolf persecution, protection, and restoration in Canada and the United States. *BioScience* **54**, 50–60 (2004).
151. Linnell, J. et al. The fear of wolves: a review of wolf attacks on humans. *Rocky Mountain Wolf Recovery Annual Reports*, Univ. Nebraska Lincoln <https://digitalcommons.unl.edu/wolfrecovery/27/> (2002).
152. Muhly, T. B. & Musiani, M. Livestock depredation by wolves and the ranching economy in the Northwestern US. *Ecol. Econ.* **68**, 2439–2450 (2009).
153. Steele, J. R., Rashford, B. S., Foulke, T. K., Tanaka, J. A. & Taylor, D. T. Wolf (*Canis lupus*) predation impacts on livestock production: direct effects, indirect effects, and implications for compensation ratios. *Rangeland Ecol. Manag.* **66**, 539–544 (2013).
154. Bruskotter, J. T., Schmidt, R. H. & Teel, T. L. Are attitudes toward wolves changing? A case study in Utah. *Biol. Conserv.* **139**, 211–218 (2007).
155. Proposition 114: reintroduction and management of gray wolves. [https://leg.colorado.gov/sites/default/files/initiative%2520referendum\\_prop%20114%20final%20lc%20packet.pdf](https://leg.colorado.gov/sites/default/files/initiative%2520referendum_prop%20114%20final%20lc%20packet.pdf) (2020).
156. Ditmer, M. A., Niemiec, R. M., Wittermyer, G. & Crooks, K. R. Socio-ecological drivers of public conservation voting: restoring gray wolves to Colorado, USA. *Ecol. Appl.* **32**, e2532 (2022).

## Acknowledgements

The authors thank R. Sharp for technical assistance in setting up the natural language processing for the mapping of locations of the review studies included in this Perspective. This contribution does not represent any official Department of the Interior finding or policy. Any use of trade, product, organization or company names in this publication is for descriptive purposes only and does not imply endorsement by the US government.

## Author contributions

R.C.-K. and C.R.M. researched data for the article. R.C.-K., C.R.M., L.E.D., N.J.B., A.E., R.K.G., M.F.K., A.K.L., R.N., K.A.N. and J.Z. made a substantial contribution to discussion of content. All authors wrote the manuscript and reviewed and/or edited the manuscript before submission.

**Positionality statement** We are a team of 12 scholars who work in conservation and related fields. The co-authors include women and men from a range of ages (>30-year span), who were born and live in the USA, Colombia, Canada, Kenya, Sweden and China, and some of us identify as people of colour, though none of us identify as Indigenous. We all frequently use English to communicate professionally. We all have postgraduate degrees in various fields (including anthropology, conservation biology, ecology, economics, geography, natural resource management, psychology and wildlife biology). We acknowledge that we

represent only a small subset of human perspectives and experiences related to wildlife. We recognize the distinction between anthropocentric worldviews, which separate ‘humans’ from ‘wildlife’, and kincentric or biocentric worldviews, where such a separation is not made. Kincentric worldviews, in particular, have a deep history among Indigenous peoples and local communities. In a reflection of both our predominant worldviews and our academic training (as scholars involved in research on ecosystem services and Nature’s Contributions to People), this piece is written from an anthropocentric viewpoint. We acknowledge that the perspectives we present may not resonate with kincentric or biocentric paradigms.

## Competing interests

The authors declare no competing interests.

## Additional information

**Supplementary information** The online version contains supplementary material available at <https://doi.org/10.1038/s44358-024-00006-9>.

**Peer review information** *Nature Reviews Biodiversity* thanks Sandra Lavorel, who co-reviewed with Fabien Quetier; Patrick Roehrdanz, who co-reviewed with Kavya Pradhan; and the other, anonymous, reviewer(s) for their contribution to the peer review of this work.

**Publisher’s note** Springer Nature remains neutral with regard to jurisdictional claims in published maps and institutional affiliations.

Springer Nature or its licensor (e.g. a society or other partner) holds exclusive rights to this article under a publishing agreement with the author(s) or other rightsholder(s); author self-archiving of the accepted manuscript version of this article is solely governed by the terms of such publishing agreement and applicable law.

## Related links

**Asian Development Bank:** <https://www.adb.org/sites/default/files/institutional-document/915711/environmental-and-social-framework-w-paper.pdf>

**Atlas in Namibia:** [the-eis.com/atlas](https://the-eis.com/atlas)

**InterAmerican Development Bank:** <https://www.iadb.org/en/who-we-are/topics/environmental-and-social-solutions/environmental-and-social-policy-framework>

**Science-Based Targets Network:** <https://sciencebasedtargetsnetwork.org/companies/take-action/corporate-manual/>

**Taskforce on Nature-related Financial Disclosures:** [https://tnfd.global/wp-content/uploads/2023/08/Recommendations\\_of\\_the\\_Taskforce\\_on\\_Nature-related\\_Financial\\_Disclosures\\_September\\_2023.pdf?](https://tnfd.global/wp-content/uploads/2023/08/Recommendations_of_the_Taskforce_on_Nature-related_Financial_Disclosures_September_2023.pdf?)

**Wildlife credits:** <https://wildlifecredits.com/>

**World Bank:** <https://projects.worldbank.org/en/projects-operations/environmental-and-social-framework/brief/environmental-and-social-standards>

© Springer Nature Limited 2025